


FARE LEGGERE TUTTI





# FARE LEGGERE TUTTI

*Il presente libro è scritto nei simboli della Comunicazione Aumentativa Alternativa.*

*È un libro accessibile, dallo scopo ludico, rivolto a tutti i bambini e propone alcune attività interattive in ordine di difficoltà crescente.*




*Uno strumento di CAA deve essere SEMPRE personalizzato sulla base delle competenze e degli interessi dei bambini e dei ragazzi, e ha lo scopo principale di favorire e incoraggiare la comunicazione e lo scambio relazionale.*

*Pertanto, questo semplice libretto può essere utilizzato come occasione per passare un momento piacevole insieme o come spunto per creare attività su misura.*

*Per scoprire di più sulla Comunicazione Aumentativa Alternativa,  
visita il sito di Fare Leggere Tutti!*

I simboli pittografici utilizzati sono di proprietà del governo di Aragona e sono stati creati da Sergio Palao per ARASAAC (<http://www.arasaac.org>), che li distribuisce sotto Licenza Creative Commons BY-NC-SA.





# FARE LEGGERE TUTTI

Fare Leggere Tutti Aps


V. Salvolini 2, Faenza

[Www.fareleggeretutti.it](http://www.fareleggeretutti.it) - [info@fareleggeretutti.it](mailto:info@fareleggeretutti.it)


Con la collaborazione di LABORATORI INCLUSIVI

[www.facebook.com/laboratoriinclusivi/](http://www.facebook.com/laboratoriinclusivi/)






OGGI




APE TINA



VUOLE



FARE UNA GITA






APE TINA



METTE



DENTRO




LO ZAINO




UN PANINO



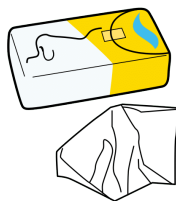
E L'ACQUA




PER LA MERENDA



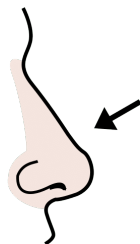
I FAZZOLETTI




PER SOFFIARE



IL NASO



UNA BERRETTA



PER IL FREDDO



E UN OMBRELLO



PER LA PIOGGIA








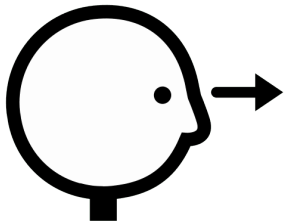
APE TINA




VOLA



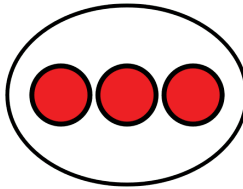
E VEDE



UN LAGO



TUTTO



AZZURRO






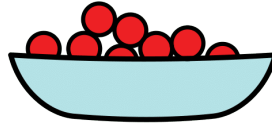
APE TINA



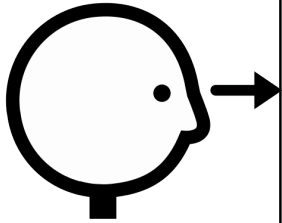
VOLA




ANCORA UN PO'



E VEDE



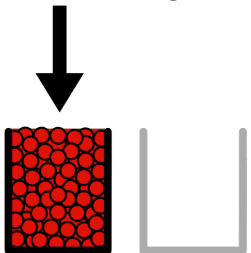
IL MARE




BLU




PIENO







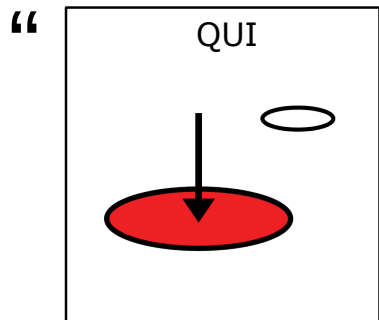


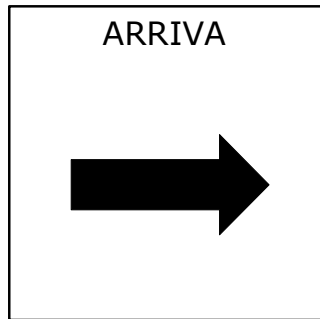



DI PESCI



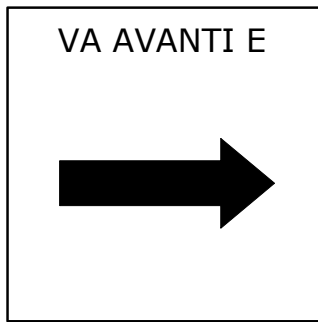

COLORATISSIMI



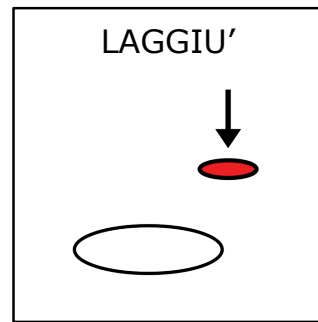
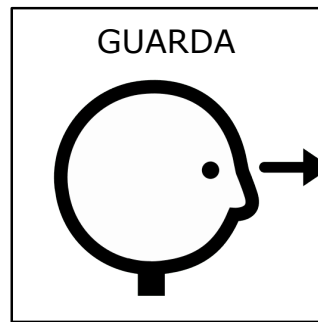




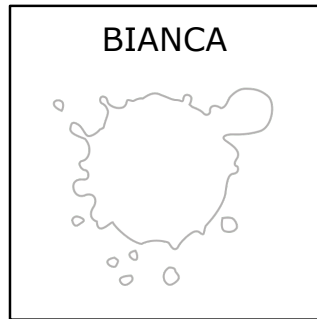

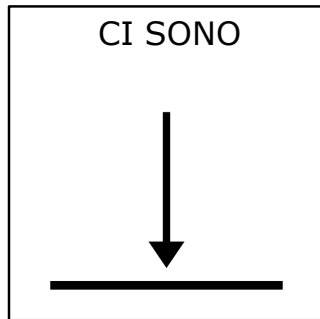





...



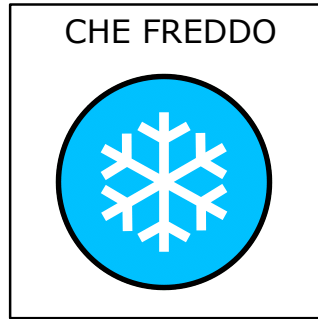
!




!



!



!



.







APE TINA



HA FAME



E FA MERENDA



CON IL PANINO



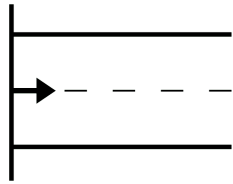
.



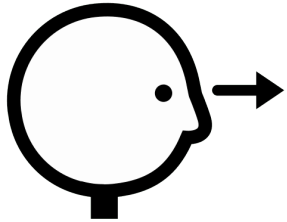
APE TINA



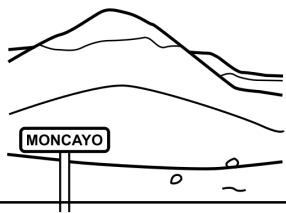
RIPARTE



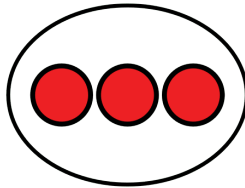
E VEDE



LE COLLINE




TUTTE




VERDI




APE TINA




ANNUSA



I FIORI



PROFUMATI



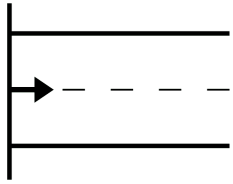


ALL'IMPROVISO



A simple analog clock face with numbers 3, 6, 9, and 12. A large red exclamation mark is to its right, and a black arrow points downwards from the center of the clock.

COMINCIA



Three horizontal lines: a solid top line, a dashed middle line, and a solid bottom line. A black arrow points to the right from the middle of the dashed line.


A PIOVERE



A white cloud with a black outline, with five blue raindrops falling from it.

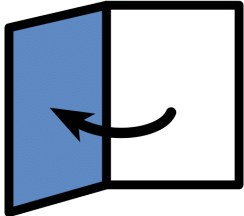
.

APE TINA




A cartoon bee with a yellow and black striped body, white wings, and a yellow head.

APRE




A blue door is shown swinging open to the left. A black arrow points from the door towards the center of the frame.

L'OMBRELLO



A colorful umbrella with a green top half and a red bottom half, and a yellow curved handle.

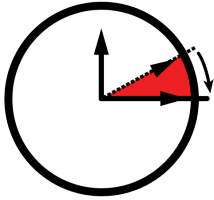
E PENSA



A simple line drawing of a face with two dots for eyes and a small smile. A thought bubble is connected to the top of the head.


..

È ORA




A circular clock face with a red wedge-shaped sector highlighted. A black arrow points from the center of the circle towards the red sector.

DI TORNARE



A stick figure is walking towards a small yellow house with a red roof. A dashed arrow points from the figure to the house, and a red 'X' is on the ground behind the figure.


A CASA



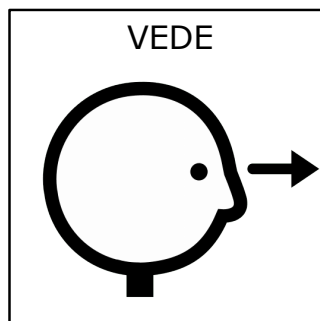





A simple drawing of a yellow house with a red roof, a brown door, and a blue window.

”



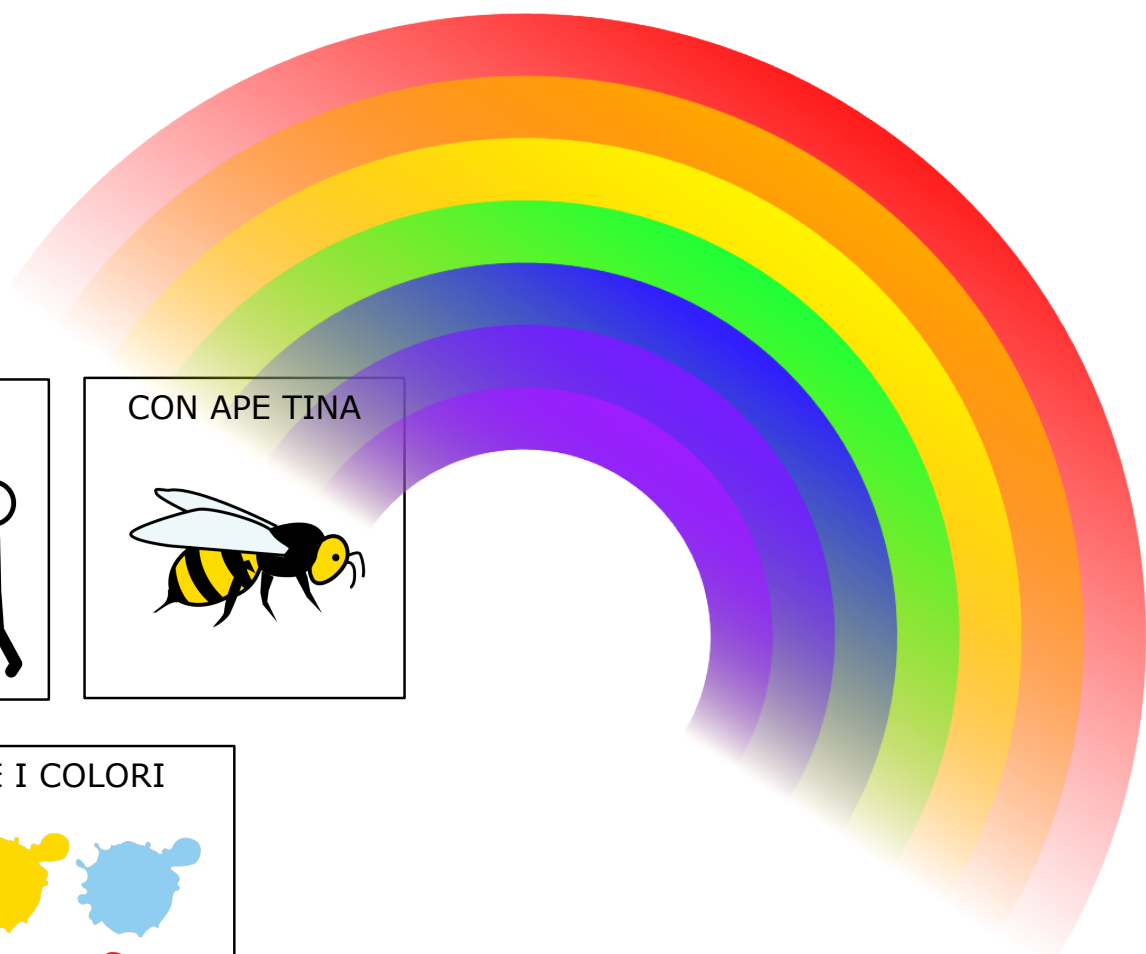
!









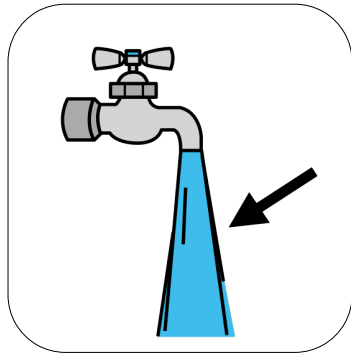
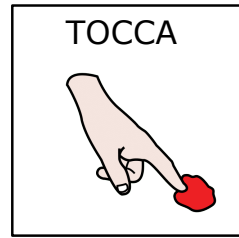








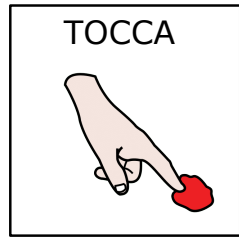








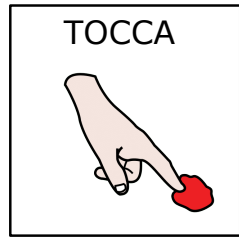






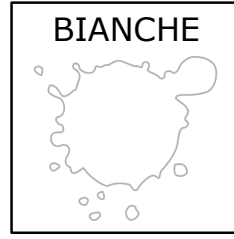
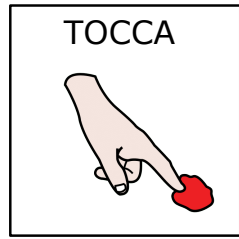

**FARE LEGGERE TUTTI**
















# LABORATORI INCLUSIVI: MEMORY DEI COLORI DELL'APE TINA




AZZURRO




BLU




GIALLO



BIANCO



VERDE



TUTTI I COLORI





FARE LEGGERE TUTTI

